

Statement of Standalone Audited Results for the Quarter and Year ended 31/03/2015

PART I		(Rs.in Lacs)				
Sr No	Particulars	Quarter Ended			Year Ended	
		31.03.2015	31.12.2014	31.03.2014	31.03.2015	31.03.2014
		Audited	Unaudited	Audited	Audited	Audited
1	Income from operations					
	(a) Net Sales/ Income from Operations (net of excise duty)	53,537.85	39,528.19	47,779.01	160,497.28	173,815.30
	(b) Other Operating Income	907.94	308.59	1,014.62	2,073.23	2,165.23
	Total Income from operations (net)	54,445.79	39,836.78	48,793.63	162,570.51	175,980.53
2	Expenses					
	a) Cost of materials consumed	19,785.13	23,058.04	12,697.55	80,636.82	76,156.36
	b) Purchases of stock-in-trade	13,826.31	5,584.85	16,417.97	28,418.80	36,748.92
	c) Changes in inventories of finished goods, work-in-progress and stock-in-trade	821.10	(2,471.99)	3,835.22	(4,347.35)	4,054.33
	d) Employee benefits expense	4,632.16	4,160.68	3,881.34	17,022.95	15,237.49
	e) Depreciation and amortization expense	1,280.97	1,281.48	847.79	4,967.65	3,461.70
	f) Other expenses	9,874.08	7,920.84	7,704.55	32,314.14	29,792.35
	Total expenses	50,219.75	39,533.90	45,384.42	159,013.01	165,451.15
3	Profit/(Loss) from Operations before Other Income, finance costs and exceptional items (1-2)	4,226.04	302.88	3,409.21	3,557.50	10,529.38
4	Other Income	321.70	128.32	126.58	1,127.15	531.49
5	Profit/(Loss) from ordinary activities before finance costs and exceptional items (3+4)	4,547.74	431.20	3,535.79	4,684.65	11,060.87
6	Finance costs	1,052.27	1,056.04	1,051.80	4,131.76	4,085.41
7	Profit/(Loss) from ordinary activities after finance costs but before exceptional items (5-6)	3,495.47	(624.84)	2,483.99	552.89	6,975.46
8	Exceptional Items	-	-	-	-	-
9	Profit/(Loss) from ordinary activities before tax (7-8)	3,495.47	(624.84)	2,483.99	552.89	6,975.46
10	Tax expense (Current)	(107.89)	87.63	967.71	(295.80)	2,206.71
11	Net Profit/(Loss) from ordinary activities after tax (9-10)	3,603.36	(712.47)	1,516.28	848.69	4,768.75
12	Extraordinary items (net of tax expenses)	-	-	-	-	-
13	Net Profit/(Loss) for the period (11-12)	3,603.36	(712.47)	1,516.28	848.69	4,768.75
14	Paid-Up Equity Share Capital (Face value of Rs.2/- each)	1,587.76	1,587.76	1,587.17	1,587.76	1,587.17
15	Reserves excluding Revaluation Reserves as per balance sheet of previous accounting year				78,042.84	78,419.21
16. i	Earnings Per Share (before extraordinary items) (of Rs. 2/- each) (Not Annualised) - (Rs.)					
	Basic	4.54	(0.90)	1.91	1.07	6.01
	Diluted	4.54	(0.90)	1.91	1.07	6.01
16. ii	Earnings Per Share (after extraordinary items) (of Rs. 2/- each) (Not Annualised) - (Rs.)					
	Basic	4.54	(0.90)	1.91	1.07	6.01
	Diluted	4.54	(0.90)	1.91	1.07	6.01

Handwritten signature and date:
27/04/15

PART II						
Select Information for the Quarter and Year ended 31/03/2015						
A		Quarter Ended			Year Ended	Year Ended
1	PARTICULARS OF SHAREHOLDING	31.03.2015	31.12.2014	31.03.2014	31.03.2015	31.03.2014
	Public Shareholding					
	- Number of Shares	29,096,063	29,112,992	29,096,838	29,096,063	29,096,838
	- Percentage of Shareholding	36.65	36.67	36.67	36.65	36.67
2	Promoters and promoter group shareholding.					
	a) Pledged / Encumbered					
	- Number of shares	-	-	-	-	-
	- Percentage of Shares (as a % of the total share holding of promoter and promoter group)	-	-	-	-	-
	- Percentage of Shares (as a % of the total share capital of the company)	-	-	-	-	-
	b) Non-encumbered					
	- Number of shares	50,292,113	50,275,184	50,261,613	50,292,113	50,261,613
	- Percentage of Shares (as a % of the total share holding of promoter and promoter group)	100.00	100.00	100.00	100.00	100.00
	- Percentage of Shares (as a % of the total share capital of the company)	63.35	63.33	63.33	63.35	63.33


B	INVESTOR COMPLAINTS	3 months ended 31/03/2015
	Pending at the beginning of the quarter	0
	Received during the quarter	0
	Disposed during the quarter	0
	Remaining unresolved at the end of the quarter	0


Notes :

- The above results have been reviewed by the Audit Committee and approved by the Board of Directors at their respective meetings held on April 27, 2015.
- Effective from April 1, 2014 the Company has charged depreciation based on the revised remaining useful life of the assets as per the requirement of Schedule II of the Companies Act, 2013. Due to above, depreciation charge for the quarter ended March 31, 2015 is higher by Rs. 340 lacs and for year ended March 31, 2015 is higher by Rs.1,535 lacs.
- The financial figures of last quarter i.e. quarter ended March 31, 2015, are the balancing figures between audited figures in respect of the full financial year ended on March 31, 2015 and the published year to date figures upto the third quarter i.e. December 31, 2014 of the current financial year.
- The net worth of The Kolhapur Steel Ltd. (TKSL), a subsidiary company of Kirloskar Brothers Ltd. (KBL) has turned negative in previous year and the company has made an application to Board of Industrial Financial Reconstruction (BIFR) under Sick Industrial Companies Act, 1985.(SICA). KBL has infused Rs. 150,000,000/- by way of preference shares during the current year and will continue to support its operations going forward as the KBL management is confident of its growth and expects a turnaround in the near future. In view of the same and taking into consideration the realizable value of TKSL's assets, diminution in value of KBL's investment in TKSL is temporary in nature and as such no provision for the same is considered necessary as per AS-13, Accounting for Investment, notified under The Companies (Accounting Standards) Rules, 2006.
- The Board has recommended a final dividend of Rs. 0.50/- per equity share (25%) subject to the approval from the shareholders.
- Figures have been regrouped wherever necessary.

Date : April 27, 2015
Place : Pune

For Kirloskar Brothers Limited


SANJAY KIRLOSKAR
CHAIRMAN AND MANAGING DIRECTOR
DIN : 00007885



27/04/15

Standalone Statement of Assets and Liabilities		(Rs.in Lacs)	
Particulars		As at current year end 31/03/2015	As at previous year end 31/03/2014
A	EQUITY AND LIABILITIES		
1	Shareholders' funds		
	a) Share capital	1,587.76	1,587.17
	b) Reserves and surplus	78,042.84	78,419.21
	c) Money received against share warrants	-	-
	Sub-total - Shareholders' funds	79,630.60	80,006.38
2	Share application money pending allotment	-	-
3	Non-current liabilities		
	a) Long-term borrowings	317.31	401.92
	b) Deferred tax liabilities (Net)	-	-
	c) Other long term liabilities	11,127.62	10,345.98
	d) Long-term provisions	1,260.25	1,207.46
	Sub-total - Non-current liabilities	12,705.18	11,955.36
4	Current liabilities		
	a) Short-term borrowings	23,419.36	21,927.18
	b) Trade payables	40,501.60	37,538.20
	c) Other current liabilities	33,177.00	36,517.26
	d) Short-term provisions	3,382.87	5,024.32
	Sub-total - Current liabilities	100,480.83	101,006.96
	TOTAL - EQUITY AND LIABILITIES	192,816.61	192,968.70
B	ASSETS		
1	Non-current assets		
	a) Fixed assets	31,757.07	31,364.55
	b) Non-current investments	23,340.94	21,494.48
	c) Deferred tax assets (net)	1,098.88	308.23
	d) Long-term loans and advances	15,037.34	17,062.69
	e) Other non-current assets	9,382.75	7,145.71
	Sub-total - Non-current assets	80,616.98	77,375.66
2	Current assets		
	a) Current investments	-	-
	b) Inventories	18,765.66	13,207.34
	c) Trade receivables	39,467.39	34,144.15
	d) Cash and bank balances	1,425.27	2,094.44
	e) Short-term loans and advances	12,207.44	16,832.63
	f) Other current assets	40,333.87	49,314.48
	Sub-total - Current assets	112,199.63	115,593.04
	TOTAL - ASSETS	192,816.61	192,968.70

Date : April 27, 2015
Place : Pune

3

For Kirloskar Brothers Limited


SANJAY KIRLOS KAR
CHAIRMAN AND MANAGING DIRECTOR
DIN : 00007885

Handwritten signature
27/04/15

KIRLOSKAR BROTHERS LIMITED

Regd. Office : Udyog Bhavan, Tilak Road, Pune : 411 002.

STANDALONE SEGMENT-WISE REVENUE, RESULTS AND CAPITAL EMPLOYED
UNDER CLAUSE 41 OF THE LISTING AGREEMENT

Rs. In lacs

Sr. No.	Particulars	Quarter Ended			Year Ended	
		31.03.2015	31.12.2014	31.03.2014	31.03.2015	31.03.2014
		Audited	Unaudited	Audited	Audited	Audited
1	Segment revenue					
	a. Pumps	50,012.96	36,927.60	44,882.30	151,615.81	164,821.17
	b. Others	4,547.79	2,730.21	4,244.03	10,621.80	11,287.75
	Total	54,560.75	39,657.81	49,126.33	162,237.61	176,108.92
	Less :					
	Inter segment revenue	1,022.90	129.62	1,347.32	1,740.33	2,293.62
	Net sales / income from operations	53,537.85	39,528.19	47,779.01	160,497.28	173,815.30
2	Segment Results Profit before tax and finance costs from each segment					
	a. Pumps	4,747.96	2,196.84	4,823.61	10,864.17	19,408.64
	b. Others	1,221.50	460.83	1,253.33	2,102.01	2,825.41
	Total	5,969.46	2,657.67	6,076.94	12,966.18	22,234.05
	Less :					
	i. Finance Costs	1,052.27	1,056.04	1,051.80	4,131.76	4,085.41
	ii. Other un-allocable expenditure net of un-allocable income	1,421.72	2,226.47	2,541.15	8,281.53	11,173.18
	Total Profit/(Loss) Before Tax	3,495.47	(624.84)	2,483.99	552.89	6,975.46
3	Capital Employed (Segment Assets - Segment Liabilities)					
	a. Pumps	52,285.53	54,371.35	54,753.39	52,285.53	54,753.39
	b. Others	4,242.29	3,578.40	3,759.76	4,242.29	3,759.76
	c. Unallocated Corporate Assets	46,923.76	47,237.05	43,890.94	46,923.76	43,890.94
	Total	103,451.58	105,186.80	102,404.09	103,451.58	102,404.09

Figures have been regrouped wherever necessary.

For Kirloskar Brothers Limited



SANJAY KIRLOSKAR

CHAIRMAN AND MANAGING DIRECTOR

DIN : 00007885

Date : April 27, 2015

Place : Pune

Agmat
27/04/15


(Rs.in Lacs)			
Statement of Consolidated Audited Results for the year ended 31/03/2015			
Sr No	Particulars	Year Ended	
		31.03.2015	31.03.2014
		Audited	Audited
1	Income from operations		
	(a) Net Sales/ Income from Operations (net of excise duty)	268,307.43	266,029.16
	(b) Other Operating Income	4,477.90	3,006.98
	Total Income from operations (net)	272,785.33	269,036.14
2	Expenses		
	a) Cost of materials consumed	154,530.08	142,802.19
	b) Purchases of stock-in-trade	12,315.67	13,336.01
	c) Changes in inventories of finished goods, work-in-progress and stock-in-trade	(6,457.90)	9,511.62
	d) Employee benefits expense	41,612.82	36,197.36
	e) Depreciation and amortization expense	9,470.65	5,483.95
	f) Other expenses	51,739.70	47,246.12
	Total expenses	263,211.02	254,577.25
3	Profit/(Loss) from Operations before Other Income, finance costs and exceptional items (1-2)	9,574.31	14,458.89
4	Other Income	1,724.06	1,210.50
5	Profit/(Loss) from ordinary activities before finance costs and exceptional items (3+4)	11,298.37	15,669.39
6	Finance costs	5,045.70	5,137.84
7	Profit/(Loss) from ordinary activities after finance costs but before exceptional items (5-6)	6,252.67	10,531.55
8	Exceptional Items	-	-
9	Profit/(Loss) from ordinary activities before tax (7-8)	6,252.67	10,531.55
10	Tax expense (Current)	1,727.29	3,992.67
11	Net Profit/(Loss) from ordinary activities after tax (9-10)	4,525.38	6,538.88
12	Extraordinary items (net of tax expenses)	-	-
13	Net Profit for the period (11-12-13)	4,525.38	6,538.88
14	Minority interest	415.40	131.48
15	Net Profit after taxes, Minority interest (13-14)	4,109.98	6,407.40
16	Paid-Up Equity Share Capital (Face value of Rs.2/- each)	1,587.76	1,587.17
17	Reserves excluding Revaluation Reserves as per balance sheet of previous accounting year	99,575.61	97,986.42
18 (i)	Earnings Per Share (before extraordinary items) (of Rs. 2/- each) (Not Annualised) - (Rs.)		
	Basic	5.18	8.07
	Diluted	5.18	8.07
18 (ii)	Earnings Per Share (after extraordinary items) (of Rs. 2/- each) (Not Annualised) - (Rs.)		
	Basic	5.18	8.07
	Diluted	5.18	8.07

Notes :

- The above results have been reviewed by the Audit Committee and approved by the Board of Directors at their respective meetings held on April 27, 2015
- On 31.10.2014 Kirloskar Brothers International (Proprietary) Limited (KBI Pty) was formed as a subsidiary of Kirloskar Brothers International BV. (KBI BV).

On 31.10.2014, KBI Pty acquired 100% of voting equity interest in Braybar Pumps (Proprietary) Limited, which was a subsidiary of Micawber 784 (Proprietary) Limited a subsidiary of KBI BV and also acquired 100% of voting equity interest in SPP Pumps (South Africa) (Pty) Limited which was a subsidiary of SPP Pumps Limited , a subsidiary of KBI BV.
- Figures have been regrouped wherever necessary.

For Kirloskar Brothers Limited


 SANJAY KIRLOSKAR
 CHAIRMAN AND MANAGING DIRECTOR
 DIN : 00007885

April, 27, 2015
 Place : Pune


Blogmat
 27/04/15

KIRLOSKAR BROTHERS LIMITED

Regd. Office : Udyog Bhavan, Tilak Road, Pune : 411 002.

Consolidated Statement of Assets and Liabilities		(Rs.in Lacs)	
Particulars		As at current year end 31/03/2015	As at previous year end 31/03/2014
A	EQUITY AND LIABILITIES		
	Shareholders' funds		
	a) Share capital	1,587.76	1,587.17
1	b) Reserves and surplus	99,575.61	97,986.42
	c) Money received against share warrants	-	-
	Sub-total - Shareholders' funds	101,163.37	99,573.59
2	Share application money pending allotment	-	-
3	Minority Interest	364.79	377.15
4	Non-current liabilities		
	a) Long-term borrowings	5,153.12	3,240.92
	b) Deferred tax liabilities (Net)	-	-
	c) Other long term liabilities	11,140.41	10,092.92
	d) Long-term provisions	1,778.13	1,630.96
	Sub-total - Non-current liabilities	18,071.66	14,964.80
5	Current liabilities		
	a) Short-term borrowings	29,638.55	26,250.45
	b) Trade payables	62,546.23	58,266.83
	c) Other current liabilities	44,862.11	51,419.85
	d) Short-term provisions	5,829.31	6,715.36
	Sub-total - Current liabilities	142,876.20	142,652.49
	TOTAL - EQUITY AND LIABILITIES	262,476.02	257,568.03
B	ASSETS		
1	Non-current assets		
	a) Fixed assets	51,990.51	47,740.85
	b) Goodwill on consolidation	6,313.14	7,562.90
	c) Non-current investments	3.49	113.49
	d) Deferred tax assets (net)	1,629.54	219.45
	e) Long-term loans and advances	15,628.53	17,757.96
	f) Other non-current assets	11,070.39	9,415.51
	Sub-total - Non-current assets	86,635.60	82,810.16
2	Current assets		
	a) Current investments	-	1,045.69
	b) Inventories	33,870.18	27,405.49
	c) Trade receivables	78,771.29	67,945.86
	d) Cash and bank balances	6,374.20	7,165.92
	e) Short-term loans and advances	14,750.66	21,532.38
	f) Other current assets	42,074.09	49,662.53
	Sub-total - Current assets	175,840.42	174,757.87
	TOTAL - ASSETS	262,476.02	257,568.03

For Kirloskar Brothers Limited


SANJAY KIRLOSKAR
 CHAIRMAN AND MANAGING DIRECTOR
 DIN : 00007885

April 27, 2015
 Place : Pune

Handwritten signature
 27/04/15

KIRLOSKAR BROTHERS LIMITED

Regd. Office : Udyog Bhavan, Tilak Road, Pune : 411 002.


CONSOLIDATED SEGMENT-WISE REVENUE, RESULTS AND CAPITAL EMPLOYED

Rs. In lacs

Sr.	Particulars	Year Ended	
		31.03.2015	31.03.2014
		Audited	Audited
1	Segment revenue		
	a. Pumps	247,297.13	248,462.24
	b. Others	22,750.62	19,860.53
	Total	270,047.75	268,322.77
	Less :		
	Inter segment revenue	1,740.32	2,293.61
	Net sales / income from operations	268,307.43	266,029.16
2	Segment Results Profit before tax and finance costs from each segment		
	a. Pumps	16,778.07	25,086.89
	b. Others	3,681.91	1,848.97
	Total	20,459.98	26,935.86
	Less :		
	i. Finance Costs	5,045.70	5,137.84
	ii. Other un-allocable expenditure net of un-allocable income	9,161.61	11,266.47
	Total Profit/(Loss) Before Tax	6,252.67	10,531.55
3	Capital Employed (Segment Assets - Segment Liabilities)		
	a. Pumps	75,387.04	71,337.95
	b. Others	11,313.66	11,165.58
	c. Unallocated Corporate Assets	50,372.84	47,110.99
	Total	137,073.54	129,614.52

Figures have been regrouped wherever necessary.

For Kirloskar Brothers Limited



- SANJAY KIRLOSKAR

CHAIRMAN AND MANAGING DIRECTOR

DIN : 00007885

Date : April 27, 2015

Place : Pune

Handwritten note:
32092015
27/04/15