



Enriching Lives

KIRLOSKAR BROTHERS LIMITED

A Kirloskar Group Company

SEC/ F: 17

May 10, 2016

BSE Scrip Code – 500241)

Kind Attn : Mr. Sanjeev Kapoor

BSE Limited

Corporate Relationship Department,
2nd Floor, New Trading Ring,
Phiroze Jeejeebhoy Towers,
Dalal Street,
Mumbai-400001

(NSE Symbol - KIRLOSBROS)

Kind Attn : Mr. Hari K.

National Stock Exchange of India Ltd.,
5th Floor, Exchange Plaza,
Bandra (East)
Mumbai – 400 051

Dear Sirs,

**Sub. : Audited Financial Results for the Quarter
and Year Ended March 31, 2016**

Pursuant to Regulation 33 of the SEBI (Listing Obligations and Disclosure Requirements) Regulations, 2015, we enclose Audited Financial Results of the Company for the quarter and year ended March 31, 2016. The said audited Financial Results have been reviewed by the Audit and Finance Committee and approved by the Board of Directors at their respective meetings held on May 10, 2016.


This is for your information and record.

Thanking you,

Yours faithfully,

For **KIRLOSKAR BROTHERS LIMITED**

Sandeep Phadnis
Company Secretary




Encl. : As above

Statement of Standalone Audited Results for the Quarter and Year ended 31/03/2016

| PART I | | | | | | | (Rs.in Lacs) |
|--------|---|------------------|-------------------|------------------|-------------------|-------------------|--------------|
| Sr No | Particulars | Quarter Ended | | | Year Ended | | |
| | | 31.03.2016 | 31.12.2015 | 31.03.2015 | 31.03.2016 | 31.03.2015 | |
| | | Audited | Unaudited | Audited | Audited | Audited | |
| 1 | Income from operations | | | | | | |
| | (a) Net Sales/ Income from Operations (net of excise duty) | 49,474.58 | 40,587.06 | 53,537.85 | 163,827.19 | 160,497.28 | |
| | (b) Other Operating Income | 762.65 | 337.64 | 900.66 | 1,796.56 | 2,073.23 | |
| | Total Income from operations (net) | 50,237.23 | 40,924.70 | 54,438.51 | 165,623.75 | 162,570.51 | |
| 2 | Expenses | | | | | | |
| | a) Cost of materials consumed | 25,682.58 | 21,089.69 | 27,428.80 | 83,223.26 | 80,636.82 | |
| | b) Purchases of stock-in-trade | 5,009.11 | 8,402.42 | 7,378.29 | 25,842.11 | 28,418.80 | |
| | c) Changes in inventories of finished goods, work-in-progress and stock-in-trade | 1,136.26 | (1,416.12) | 821.10 | (2,059.85) | (4,347.35) | |
| | d) Employee benefits expense | 4,994.51 | 4,183.47 | 4,629.54 | 18,248.95 | 17,022.95 | |
| | e) Depreciation and amortization expense | 951.53 | 937.01 | 1,280.97 | 3,894.28 | 4,967.65 | |
| | f) Other expenses | 10,565.65 | 8,482.98 | 8,681.07 | 34,522.02 | 32,314.13 | |
| | Total expenses | 48,339.64 | 41,679.45 | 50,219.77 | 163,670.77 | 159,013.00 | |
| 3 | Profit /(Loss) from Operations before Other Income, finance costs and exceptional items (1-2) | 1,897.59 | (754.75) | 4,218.74 | 1,952.98 | 3,557.51 | |
| 4 | Other Income | 1,065.39 | 171.53 | 328.98 | 2,410.99 | 1,127.15 | |
| 5 | Profit /(Loss) from ordinary activities before finance costs and exceptional items (3+4) | 2,962.98 | (583.22) | 4,547.72 | 4,363.97 | 4,684.66 | |
| 6 | Finance costs | 1,037.84 | 928.71 | 1,052.27 | 3,722.43 | 4,131.76 | |
| 7 | Profit /(Loss) from ordinary activities after finance costs but before exceptional items (5-6) | 1,925.14 | (1,511.93) | 3,495.45 | 641.54 | 552.90 | |
| 8 | Exceptional Items | - | - | - | - | - | |
| 9 | Profit /(Loss) from ordinary activities before tax (7-8) | 1,925.14 | (1,511.93) | 3,495.45 | 641.54 | 552.90 | |
| 10 | Tax expense (Current) | (184.16) | (75.00) | (107.89) | (539.16) | (295.80) | |
| 11 | Net Profit/(Loss) from ordinary activities after tax (9-10) | 2,109.30 | (1,436.93) | 3,603.34 | 1,180.70 | 848.70 | |
| 12 | Extraordinary items (net of tax expenses) | - | - | - | - | - | |
| 13 | Net Profit/(Loss) for the period (11-12) | 2,109.30 | (1,436.93) | 3,603.34 | 1,180.70 | 848.70 | |
| 14 | Paid-Up Equity Share Capital (Face value of Rs.2/- each) | 1,588.18 | 1,588.18 | 1,587.76 | 1,588.18 | 1,587.76 | |
| 15 | Reserves excluding Revaluation Reserves as per balance sheet of previous accounting year | | | | 78,828.61 | 78,042.84 | |
| 16. i | Earnings Per Share (before extraordinary items) (of Rs. 2/- each) (Not Annualised) - (Rs.) | | | | | | |
| | Basic | 2.66 | (1.81) | 4.54 | 1.49 | 1.07 | |
| | Diluted | 2.66 | (1.81) | 4.54 | 1.49 | 1.07 | |
| 16. ii | Earnings Per Share (after extraordinary items) (of Rs. 2/- each) (Not Annualised) - (Rs.) | | | | | | |
| | Basic | 2.66 | (1.81) | 4.54 | 1.49 | 1.07 | |
| | Diluted | 2.66 | (1.81) | 4.54 | 1.49 | 1.07 | |

JL



ACK

Notes :



- 1 The above results have been reviewed by the Audit Committee and approved by the Board of Directors at their respective meetings held on May 10, 2016.
- 2 The financial figures of last quarter i.e. quarter ended March 31, 2016, are the balancing figures between audited figures in respect of the full financial year ended on March 31, 2016 and the published year to date figures upto the third quarter i.e. December 31, 2015 of the current financial year.
- 3 Income Computation and Disclosure Standard III on Construction Contracts under Income Tax Act 1961 became applicable to the company from April 01, 2015. Consequent to this the company has changed the percentage for recognizing profits on projects covered under Accounting Standard 7, 'Construction Contracts' in the current year from the previous range of (35% - 50%) to 25% on all projects. As a result of this change the revenue and profit for the year ended March 31, 2016 is higher by Rs. 336 lacs.
- 4 Kirloskar Systech Limited (KSL), a wholly owned subsidiary of the Company has filed a Petition to sanction the proposed scheme of amalgamation between KSL and the Company with the Honourable High Court of Judicature at Bombay, on April 20, 2016. The said petition has been admitted by the Honourable High Court subject to the compliance of certain conditions.
- 5 The Board of Directors have declared interim dividend of 25% (Rs 0.50 per share) on March 14, 2016 which is considered to be final.
- 6 Figures have been regrouped wherever necessary.

Date : May 10, 2016
Place : Pune

For Kirloskar Brothers Limited



SANJAY KIRLOSKAR
CHAIRMAN AND MANAGING DIRECTOR
DIN : 00007885



| Standalone Statement of Assets and Liabilities | | (Rs.in Lacs) | |
|--|--|---|--|
| Particulars | | As at current year end 31/03/2016 | As at previous year end 31/03/2015 |
| A | EQUITY AND LIABILITIES | | |
| 1 | Shareholders' funds | | |
| | a) Share capital | 1,588.18 | 1,587.76 |
| | b) Reserves and surplus | 78,828.61 | 78,042.84 |
| | c) Money received against share warrants | - | - |
| | Sub-total - Shareholders' funds | 80,416.79 | 79,630.60 |
| 2 | Share application money pending allotment | - | - |
| 3 | Non-current liabilities | | |
| | a) Long-term borrowings | 211.54 | 317.31 |
| | b) Deferred tax liabilities (Net) | - | - |
| | c) Other long term liabilities | 14,559.44 | 11,127.62 |
| | d) Long-term provisions | 1,570.57 | 1,260.25 |
| | Sub-total - Non-current liabilities | 16,341.55 | 12,705.18 |
| 4 | Current liabilities | | |
| | a) Short-term borrowings | 25,171.67 | 23,419.36 |
| | b) Trade payables | 39,394.42 | 40,501.60 |
| | c) Other current liabilities | 29,453.28 | 33,177.00 |
| | d) Short-term provisions | 3,215.09 | 3,382.86 |
| | Sub-total - Current liabilities | 97,234.46 | 100,480.82 |
| | TOTAL - EQUITY AND LIABILITIES | 193,992.80 | 192,816.60 |
| B | ASSETS | | |
| 1 | Non-current assets | | |
| | a) Fixed assets | 30,284.55 | 31,757.07 |
| | b) Non-current investments | 24,340.94 | 23,340.94 |
| | c) Deferred tax assets (net) | 1,884.05 | 1,098.88 |
| | d) Long-term loans and advances | 14,734.28 | 15,037.34 |
| | e) Other non-current assets | 13,587.52 | 9,382.76 |
| | Sub-total - Non-current assets | 84,831.34 | 80,616.99 |
| 2 | Current assets | | |
| | a) Current investments | - | - |
| | b) Inventories | 20,622.18 | 18,765.66 |
| | c) Trade receivables | 34,922.30 | 39,467.39 |
| | d) Cash and bank balances | 2,000.20 | 1,425.27 |
| | e) Short-term loans and advances | 14,584.36 | 12,207.44 |
| | f) Other current assets | 37,032.42 | 40,333.85 |
| | Sub-total - Current assets | 109,161.46 | 112,199.61 |
| | TOTAL - ASSETS | 193,992.80 | 192,816.60 |

For Kirloskar Brothers Limited


Sanjay Kirloskar
SANJAY KIRLOSKAR
CHAIRMAN AND MANAGING DIRECTOR

DIN : 00007885

Date : May 10, 2016

Place : Pune

3



PC Bhagwat

KIRLOSKAR BROTHERS LIMITED

Regd. Office : Udyog Bhavan, Tilak Road, Pune : 411 002.

STANDALONE SEGMENT-WISE REVENUE, RESULTS AND CAPITAL EMPLOYED
UNDER CLAUSE 41 OF THE LISTING AGREEMENT

Rs. In lacs

| Sr. No. | Particulars | Quarter Ended | | | Year Ended | |
|---------|--|-------------------|-------------------|-------------------|-------------------|-------------------|
| | | 31.03.2016 | 31.12.2015 | 31.03.2015 | 31.03.2016 | 31.03.2015 |
| | | Audited | Unaudited | Audited | Audited | Audited |
| 1 | Segment revenue | | | | | |
| | a. Pumps | 46,608.21 | 39,390.36 | 50,007.65 | 155,824.18 | 151,615.81 |
| | b. Others | 3,615.51 | 1,417.97 | 4,553.08 | 9,522.34 | 10,621.80 |
| | Total | 50,223.72 | 40,808.33 | 54,560.73 | 165,346.52 | 162,237.61 |
| | Less : | | | | | |
| | Inter segment revenue | 749.14 | 221.27 | 1,022.88 | 1,519.33 | 1,740.33 |
| | Net sales / income from operations | 49,474.58 | 40,587.06 | 53,537.85 | 163,827.19 | 160,497.28 |
| 2 | Segment Results Profit before tax and finance costs from each segment | | | | | |
| | a. Pumps | 5,249.34 | 1,762.29 | 4,747.96 | 13,068.47 | 10,864.17 |
| | b. Others | 544.40 | 63.98 | 1,221.50 | 1,176.91 | 2,102.01 |
| | Total | 5,793.74 | 1,826.27 | 5,969.46 | 14,245.38 | 12,966.18 |
| | Less : | | | | | |
| | i. Finance Costs | 1,037.84 | 928.71 | 1,052.27 | 3,722.43 | 4,131.76 |
| | ii. Other un-allocable expenditure net of un-allocable income | 2,830.76 | 2,409.49 | 1,421.74 | 9,881.41 | 8,281.52 |
| | Total Profit/(Loss) Before Tax | 1,925.14 | (1,511.93) | 3,495.45 | 641.54 | 552.90 |
| 3 | Capital Employed (Segment Assets - Segment Liabilities) | | | | | |
| | a. Pumps | 51,092.77 | 53,244.81 | 52,285.53 | 51,092.77 | 52,285.53 |
| | b. Others | 2,986.00 | 2,732.31 | 4,242.29 | 2,986.00 | 4,242.29 |
| | c. Unallocated Corporate Assets | 51,826.98 | 52,360.84 | 46,923.76 | 51,826.98 | 46,923.76 |
| | Total | 105,905.75 | 108,337.96 | 103,451.58 | 105,905.75 | 103,451.58 |

Figures have been regrouped wherever necessary.

For Kirloskar Brothers Limited

Sanjay Kirloskar

SANJAY KIRLOSKAR

CHAIRMAN AND MANAGING DIRECTOR

DIN : 00007885

Date : May 10, 2016

Place : Pune



KIRLOSKAR BROTHERS LIMITED

Regd. Office : Udyog Bhavan, Tilak Road, Pune : 411 002.

| (Rs.in Lacs) | | | |
|---|---|-------------------|-------------------|
| Statement of Consolidated Audited Results for the year ended 31/03/2016 | | | |
| Sr No | Particulars | Year Ended | |
| | | 31.03.2016 | 31.03.2015 |
| | | Audited | Audited |
| 1 | Income from operations | | |
| | (a) Net Sales/ Income from Operations (net of excise duty) | 254,031.02 | 268,307.43 |
| | (b) Other Operating Income | 5,404.76 | 4,477.90 |
| | Total Income from operations (net) | 259,435.78 | 272,785.33 |
| 2 | Expenses | | |
| | a) Cost of materials consumed | 142,831.72 | 154,530.08 |
| | b) Purchases of stock-in-trade | 12,359.78 | 12,315.67 |
| | c) Changes in inventories of finished goods, work-in-progress and stock-in-trade | (3,638.88) | (6,457.90) |
| | d) Employee benefits expense | 44,003.81 | 41,612.82 |
| | e) Depreciation and amortization expense | 7,705.74 | 9,470.65 |
| | f) Other expenses | 57,348.86 | 51,739.70 |
| | Total expenses | 260,611.03 | 263,211.02 |
| 3 | Profit /(Loss) from Operations before Other Income, finance costs and exceptional items (1-2) | (1,175.25) | 9,574.31 |
| 4 | Other Income | 3,032.62 | 1,724.06 |
| 5 | Profit /(Loss) from ordinary activities before finance costs and exceptional items (3 + 4) | 1,857.37 | 11,298.37 |
| 6 | Finance costs | 5,226.47 | 5,045.70 |
| 7 | Profit /(Loss) from ordinary activities after finance costs but before exceptional items (5-6) | (3,369.10) | 6,252.67 |
| 8 | Exceptional Items | - | - |
| 9 | Profit /(Loss) from ordinary activities before tax (7-8) | (3,369.10) | 6,252.67 |
| 10 | Tax expense (Current) | (153.07) | 1,727.29 |
| 11 | Net Profit/(Loss) from ordinary activities after tax (9-10) | (3,216.03) | 4,525.38 |
| 12 | Extraordinary items (net of tax expenses) | - | - |
| 13 | Net Profit for the period (11-12-13) | (3,216.03) | 4,525.38 |
| 14 | Minority interest | 108.01 | 415.40 |
| 15 | Net Profit after taxes, Minority interest (13-14) | (3,324.04) | 4,109.98 |
| 16 | Paid-Up Equity Share Capital (Face value of Rs.2/- each) | 1,588.18 | 1,587.76 |
| 17 | Reserves excluding Revaluation Reserves as per balance sheet of previous accounting year | 95,210.45 | 99,575.61 |
| 18 (i) | Earnings Per Share (before extraordinary items) (of Rs. 2/- each) (Not Annualised) - (Rs.) | | |
| | Basic | (4.19) | 5.18 |
| | Diluted | (4.19) | 5.18 |
| 18 (ii) | Earnings Per Share (after extraordinary items) (of Rs. 2/- each) (Not Annualised) - (Rs.) | | |
| | Basic | (4.19) | 5.18 |
| | Diluted | (4.19) | 5.18 |


Dee

Notes :

- 1 The above results have been reviewed by the Audit Committee and approved by the Board of Directors at their respective meetings held on May 10, 2016
- 2 On July 17 2015, Kirloskar Pompen BV, wholly owned subsidiary of Kirloskar Brothers International BV (KBI BV) has acquired Rodelta Pumps International, Netherlands. The company is engaged in manufacturing of pumps for oil and gas, pulp and paper, water, chemical and various other applications.
- 3 On January 04 2016, Kirloskar Pompen BV, wholly owned subsidiary of Kirloskar Brothers International BV (KBI BV) has incorporated Rotaserve Overhaul BV as its wholly owned subsidiary in The Netherlands . This company will handle sale of spares and service activity of Kirloskar Pompen BV
- 4 Three subsidiaries of SPP Pumps Limited namely SPP Pumps France EURL, SPP Pumps Holdings LLC and SPP Pumps Management LLC are closed during the year.
- 5 Kirloskar Systech Limited (KSL), a wholly owned subsidiary of the Company has filed a Petition to sanction the proposed scheme of amalgamation between KSL and the Company with the Honourable High Court of Judicature at Bombay, on April 20, 2016. The said petition has been admitted by the Honourable High Court subject to the compliance of certain conditions.
- 6 Figures have been regrouped wherever necessary.

For Kirloskar Brothers Limited



SANJAY KIRLOSKAR

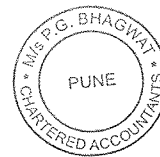
CHAIRMAN AND MANAGING DIRECTOR

DIN : 00007885

2

Date : May 10, 2016

Place : Pune



Handwritten signature and date
10/05/16


KIRLOSKAR BROTHERS LIMITED

Regd. Office : Udyog Bhavan, Tilak Road, Pune : 411 002.

(Rs.in Lacs)


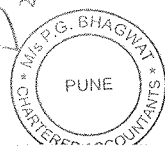
| Consolidated Statement of Assets and Liabilities | | |
|--|--|------------------------------------|
| Particulars | As at current year end 31/03/2016 | As at previous year end 31/03/2015 |
| A | EQUITY AND LIABILITIES | |
| | Shareholders' funds | |
| | a) Share capital | 1,588.18 |
| 1 | b) Reserves and surplus | 95,210.45 |
| | c) Money received against share warrants | - |
| | Sub-total - Shareholders' funds | 96,798.63 |
| 2 | Share application money pending allotment | - |
| 3 | Minority Interest | 314.83 |
| 4 | Non-current liabilities | |
| | a) Long-term borrowings | 4,548.49 |
| | b) Deferred tax liabilities (Net) | - |
| | c) Other long term liabilities | 14,575.61 |
| | d) Long-term provisions | 2,130.51 |
| | Sub-total - Non-current liabilities | 21,254.61 |
| 5 | Current liabilities | |
| | a) Short-term borrowings | 30,580.12 |
| | b) Trade payables | 55,669.88 |
| | c) Other current liabilities | 43,304.00 |
| | d) Short-term provisions | 7,048.14 |
| | Sub-total - Current liabilities | 136,602.14 |
| | TOTAL - EQUITY AND LIABILITIES | 254,970.21 |
| B | ASSETS | |
| 1 | Non-current assets | |
| | a) Fixed assets | 51,537.25 |
| | b) Goodwill on consolidation | 5,630.61 |
| | c) Non-current investments | 0.05 |
| | d) Deferred tax assets (net) | 2,525.19 |
| | e) Long-term loans and advances | 15,472.66 |
| | f) Other non-current assets | 14,177.93 |
| | Sub-total - Non-current assets | 89,343.69 |
| 2 | Current assets | |
| | a) Current investments | - |
| | b) Inventories | 37,044.86 |
| | c) Trade receivables | 65,438.70 |
| | d) Cash and bank balances | 6,134.65 |
| | e) Short-term loans and advances | 18,622.51 |
| | f) Other current assets | 38,385.80 |
| | Sub-total - Current assets | 165,626.52 |
| | TOTAL - ASSETS | 254,970.21 |

For Kirloskar Brothers Limited


SANJAY KIRLOSKAR
CHAIRMAN AND MANAGING DIRECTOR

DIN : 00007885

 May 10, 2016
 Place : Pune

KIRLOSKAR BROTHERS LIMITED

Regd. Office : Udyog Bhavan, Tilak Road, Pune : 411 002.

CONSOLIDATED SEGMENT-WISE REVENUE, RESULTS AND CAPITAL EMPLOYED

Rs. In lacs


| Sr. | Particulars | Year Ended | |
|----------|--|-------------------|-------------------|
| | | 31.03.2016 | 31.03.2015 |
| | | Audited | Audited |
| 1 | Segment revenue | | |
| | a. Pumps | 238,597.12 | 247,297.13 |
| | b. Others | 16,953.23 | 22,750.62 |
| | Total | 255,550.35 | 270,047.75 |
| | Less : | | |
| | Inter segment revenue | 1,519.33 | 1,740.32 |
| | Net sales / income from operations | 254,031.02 | 268,307.43 |
| 2 | Segment Results Profit before tax and finance costs from each segment | | |
| | a. Pumps | 11,305.12 | 16,778.07 |
| | b. Others | 2,673.17 | 3,681.91 |
| | Total | 13,978.29 | 20,459.98 |
| | Less : | | |
| | i. Finance Costs | 5,226.47 | 5,045.70 |
| | ii. Other un-allocable expenditure net of un-allocable income | 12,120.92 | 9,161.61 |
| | Total Profit/(Loss) Before Tax | (3,369.10) | 6,252.67 |
| 3 | Capital Employed (Segment Assets - Segment Liabilities) | | |
| | a. Pumps | 71,918.88 | 75,387.04 |
| | b. Others | 7,930.32 | 11,313.66 |
| | c. Unallocated Corporate Assets | 53,766.37 | 50,372.84 |
| | Total | 133,615.57 | 137,073.54 |

Figures have been regrouped wherever necessary.

For Kirloskar Brothers Limited


SANJAY KIRLOSKAR

CHAIRMAN AND MANAGING DIRECTOR

 DIN : 00007885

Date : May 10 , 2016

Place : Pune

